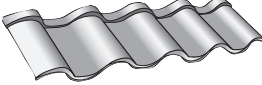
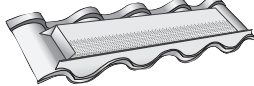



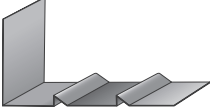








Project Name:

Date:

| Description  | Profile  | Color | Calculations   | Total |
|--|--|-------|--|-------|
| (A) <b>DECRA Villa Tile</b><br>25.2 panels per square<br>14-1/2" exposure – min pitch 3:12   |                                       |       | Squares x 25.2 = Panels<br>(6-10% Waste Factor)  |       |
| <b>DECRA Villa Tile Panel Vent</b>   |                                       |       | <b>Ventilation Calculator</b><br>available at <a href="http://www.decra.com">www.decra.com</a>   |       |
| (B) <b>Tile Hip &amp; Ridge</b><br>As needed for hips, ridges & rake/gables  | <br>14-1/2" exposure                  |       | Linear Feet x 12 ÷ 14.5 = Pieces Needed  |       |
| <b>Tile End Cap</b>  |                                       |       | As needed for closure at hip, ridge & rake/<br>gable at eave   |       |
| <b>DECRA Ridge Vent</b><br>(2) 20' rolls / package   | <br>(2) 2-1/2" W x 1" H x 20' L       | n/a   | Linear Feet Ridge ÷ 20 = Packages Needed<br><b>Ventilation Calculator</b><br>available at <a href="http://www.decra.com">www.decra.com</a> |       |
| (C) <b>Villa Channel</b><br>For use along hips (both sides)<br>and rakes/gables (finish with H&R Piece)<br>Also for use along sidewalls, including<br>skylights and chimneys | <br>6'6" Length                       | n/a   | Linear Feet ÷ 6 = Pieces Needed<br>(x2) For Hips<br>(x1) for Other<br>(Includes 6" overlap)  |       |
| (D) <b>Villa Bird Stop - Eave</b><br>For use along eaves at first course   | <br>5' Length                         |       | Linear Feet of Eave ÷ 5 = Pieces Needed<br>(When estimating allow for 7/8" overlap)  |       |
| (E) <b>Villa Bird Stop - Ridge</b><br>For use along ridges, on both sides of ridge   | <br>5' Length                        |       | (Linear Feet Ridge x 2) ÷ 5 = Pieces Needed<br>(When estimating allow for approx. 1-1/2" overlap)  |       |
| (F) <b>Villa Valley</b><br>17" Wide  | <br>6'6" Length                     | n/a   | Linear Feet ÷ 6 = Pieces Needed<br>(Includes 6" overlap)   |       |
| (G) <b>Villa Underpan</b><br>18-1/4" x 22"<br>(Use with Non-Lead Pipe Jacks)   |                                     | n/a   | 1 per Roof Penetration   |       |
| <b>Side Flashing</b><br>For use to counter flash side wall   | <br>6'6" Length                     |       | Linear Feet ÷ 6 = Pieces Needed<br>(Includes 6" Overlap)   |       |
| <b>Flat Sheet</b><br>16" x 54"   |                                     |       |  |       |
| <b>Corrosion Resistant Screws</b><br>#9 Hex (1/4" diameter) x 1-1/2" long  | <b>2,000 / box</b><br>Use fasteners of sufficient length to penetrate<br>through the sheathing (deck) by at least 1/2" | n/a   | 1 Box (2,000 pcs) per 15 Squares   |       |
| <b>Color Coordinated Corrosion Resistant Screws</b><br>#9 Hex (1/4" diameter) x 1-1/2" long  | <b>500 pc / bag</b><br><b>4 bags / box</b>   |       | (Number of Hip & Ridge Pieces +<br>Linear Feet Fascia/Bird Stop - Eave) x 2  |       |
| <b>1x2 and or 2x2 Timber Battens (Non-Treated)</b>   | Stacked 2x2s / 1x2s at rake/gable, hips and<br>ridges as needed  | n/a   |  |       |
| <b>1x4 Timber Battens (Non-Treated)</b>  | For use on first course  | n/a   |  |       |
| <b>Touch-Up Kit or 5 lb. Bag of Chip</b><br>Use at penetrations, transitions & panels  | Bag of stone chip & bottle of acrylic base coat<br>or 5 lb. Bag of Chip  |       |  |       |

Colors: Amalfi Sand, Capri Clay, Pompeii Ash, Rustico Clay and Venetian Gold

\*CONSULT LOCAL BUILDING CODES. \*\*HIGH WIND AREAS REQUIRE ADDITIONAL FASTENERS. COPPER AND LEAD ACCESSORIES ARE NOT TO BE USED DUE TO DISSIMILAR METAL REACTION.  
This estimate is provided in good faith and should not be assumed to reflect the exact components required to roof this plan. DECRA Roofing Systems will not be held liable for the accuracy of this estimate.

**(A) Villa Tile Field Panels**  
(6-10% waste)  
25.2 panels per square

**(B) Tile Hip & Ridge**  
(along hip, ridge and rake/gable)  
Tile Hip & Ridge Pieces  
14-1/2" exposure

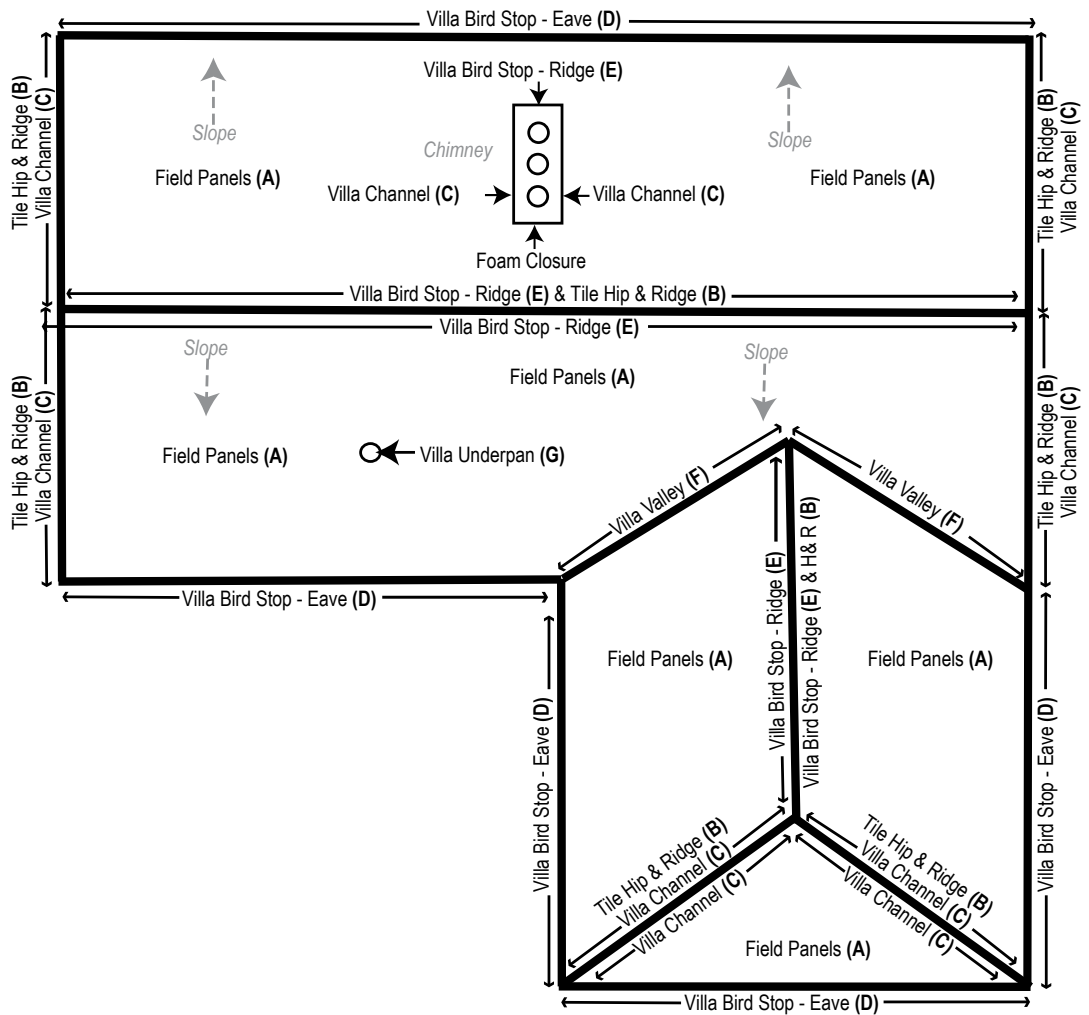
**(C) Villa Channel** (rake/gable,  
roof-to-wall and along both  
sides of the hip)  
6'6" Lengths

**(D) Villa Bird Stop - Eave**  
5' Lengths

**(E) Villa Bird Stop - Ridge**  
5' Lengths

**(F) Villa Valley**  
6'6" Lengths

**(G) Villa Underpan**  
18-1/4" x 22"



- ✓ Tin Snips
  - ✓ Local Code Requirements
  - ✓ Table Saw
  - ✓ Roofing Grade Sealant/Adhesive
  - ✓ Galvanized Pipe Jacks (No Lead)
  - ✓ 2 x 2s to secure Hip & Ridge Pieces along rakes/gables, hips and ridges (Should equal the same linear footage as total Hip & Ridge Pieces, each Hip & Ridge Piece equals 14-1/2")
  - ✓ 1 x 4s or 1 x 2s (in same total linear feet as Villa Bird Stop - Eave) set back 15-1/2" from the fascia. measurement (D) in the roof diagram above. Secure lumber and the back of the first course of panels using No. 9 screws that will fit flat to the 1 x 4 and are long enough to securely penetrate the deck.
  - ✓ Villa Bird Stop – Eave overlaps 7/8" and must be notched to assure proper fit into Villa Channel at rake/gable, hip and roof-to-wall.
  - ✓ One layer of Underlayment is required.
- ✓ Tape Measure
  - ✓ Circular Saw
  - ✓ Screw Gun
  - ✓ Hand Seamer
  - ✓ Spray Paint

### Panels Needed

| Rafter Length |    | Eave Length |
|---------------|----|-------------|
| 1' 2"         | 1  | 3' 3"       |
| 2' 4.5"       | 2  | 6' 6"       |
| 3' 7"         | 3  | 9' 9"       |
| 4' 9.5"       | 4  | 13'         |
| 6'            | 5  | 16' 3"      |
| 7' 2.5"       | 6  | 19' 6"      |
| 8' 5"         | 7  | 22' 9"      |
| 9' 7.5"       | 8  | 26'         |
| 10' 10"       | 9  | 29' 3"      |
| 12'           | 10 | 32' 6"      |
| 13' 3"        | 11 | 35' 9"      |
| 14' 5.5"      | 12 | 39'         |
| 15' 8"        | 13 | 42' 3"      |
| 16' 10.5"     | 14 | 45' 6"      |
| 18'           | 15 | 48' 9"      |
| 19' 3.5"      | 16 | 52'         |
| 20' 6"        | 17 | 55' 3"      |
| 21' 8.5"      | 18 | 58' 6"      |
| 22' 11"       | 19 | 61' 9"      |
| 24' 1.5"      | 20 | 65'         |

Use as guide only